

المعلمة منى الخطيب



منهاج رياض الأطفال التطوري (التمهيدي)


الاسم :



وحدة النباتات

أوراق عمل

إعداد المعلمة : منى الخطيب



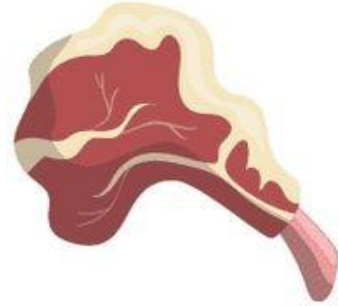
الاسم:

حرف اللام



لسان

ل



لحم

ضع دائرة حول حرف اللام:

م	ك	ل	ط	ز	ل	ط	د
ل	ث	ق	ل	غ	هـ	ر	ح
ر	ر	ل	ت	س	ل	ي	ل






for
GRAPES



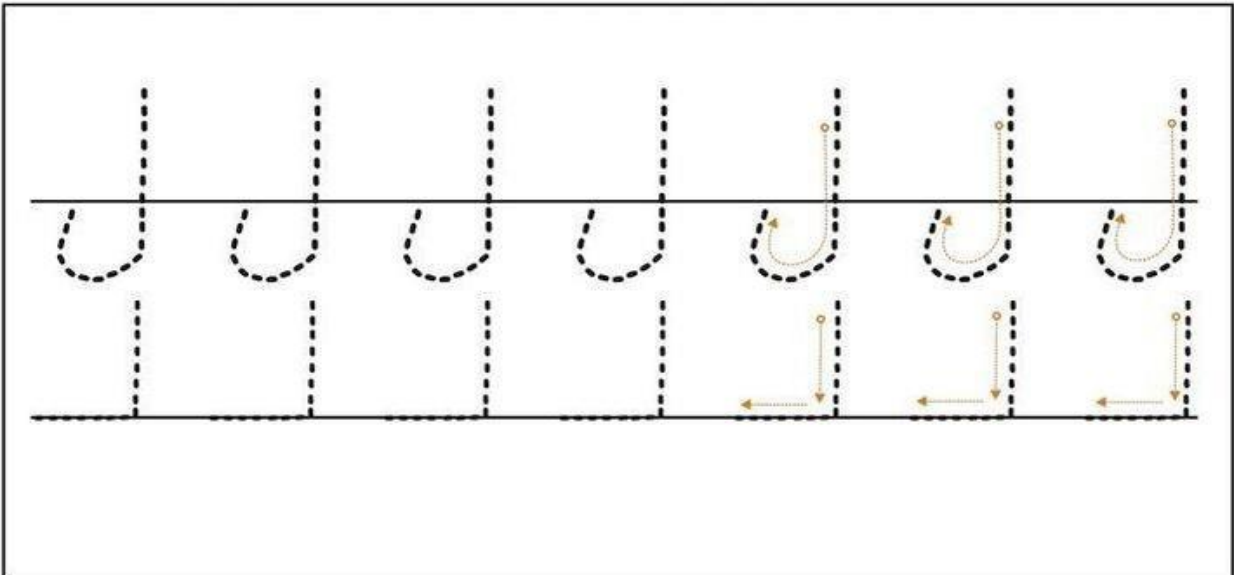
Date /

Name /


الاسم



ل ليمون



10



10 10 10 10 10

10 10 10 10 10

10 10 10 10 10

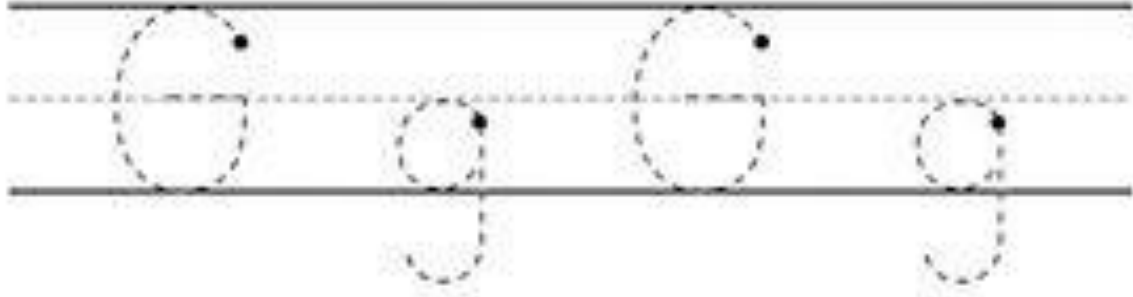
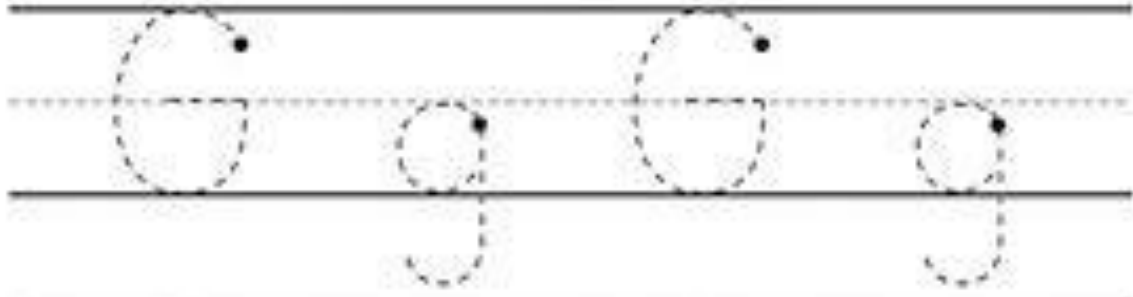
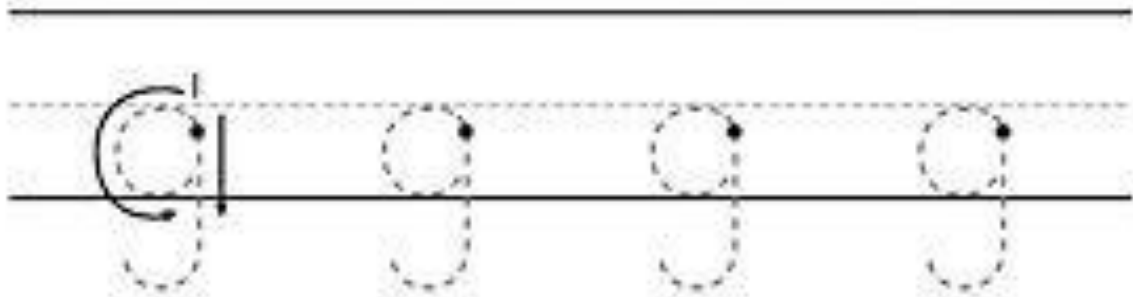
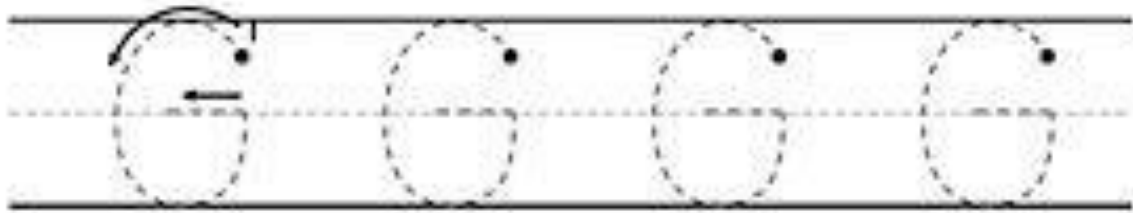
10 10 10 10 10

Name: _____

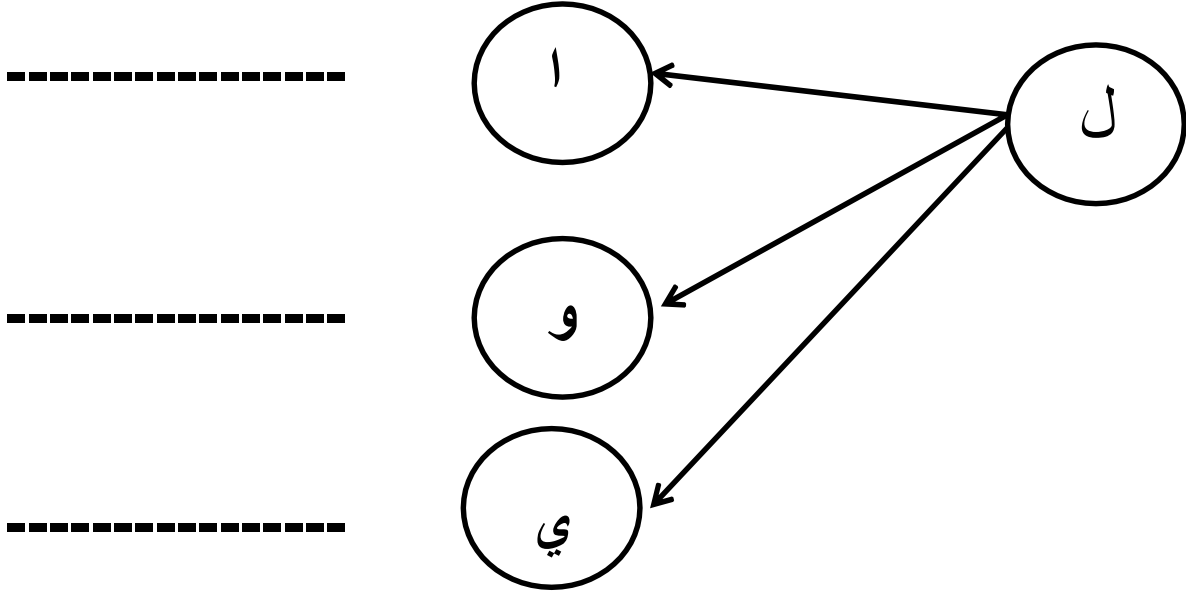


Letter Tracing

Trace the uppercase and lowercase letters.



● أشكال مقاطع حرف ل



● أكتب ثم أقرأ :

لا

لو

لي

1 1 1 1 1 1 1

2 2 2 2 2 2 2

3 3 3 3 3 3 3

4 4 4 4 4 4 4

5 5 5 5 5 5 5

6 6 6 6 6 6 6

7 7 7 7 7 7 7

8 8 8 8 8 8 8

9 9 9 9 9 9 9

10 10 10 10 10 10 10

..... الاسم:

لون حرف الزاي



وصل

رأس

زجاج

زجاجة

زرافة

ذيل

ذهب


ز

زيتون

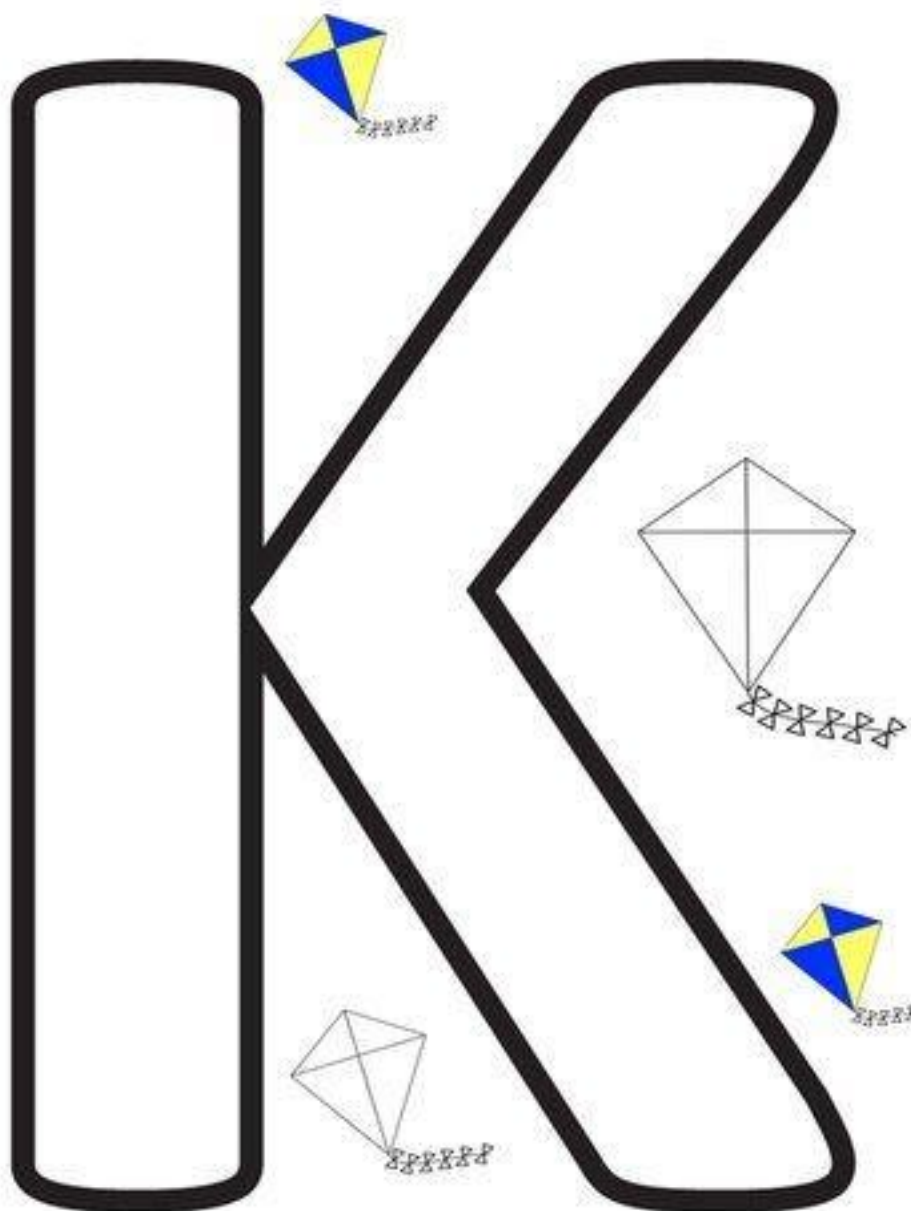
زهرة

ذبابة







Color the letter K.

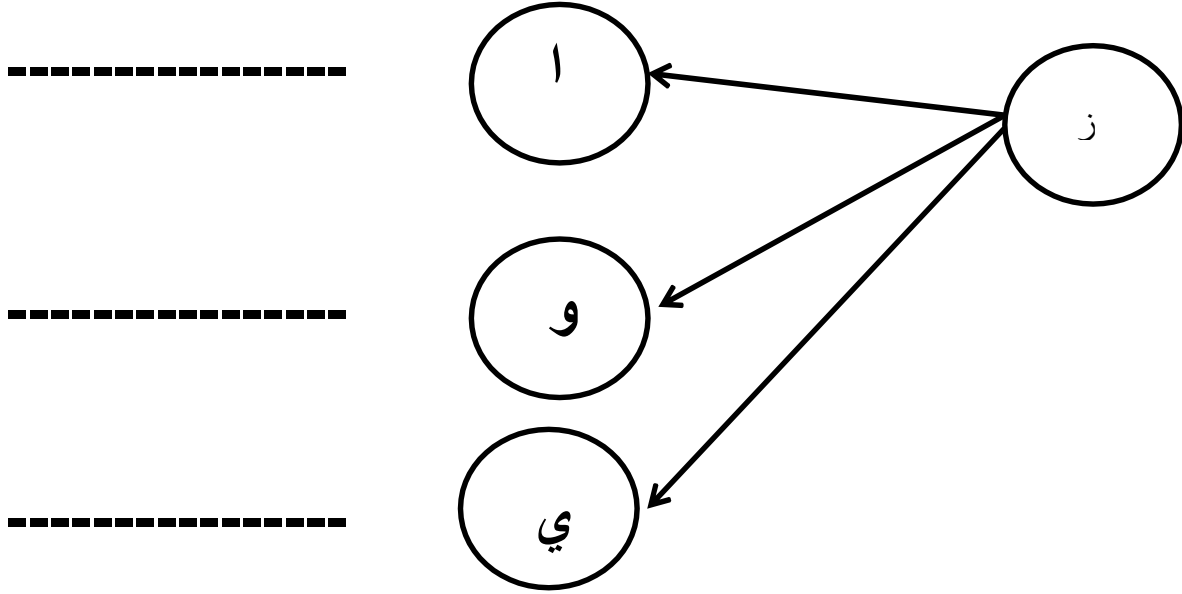




	زَيْتُون		زَهْرَةٌ
---	----------	--	----------

ز	ز	ز	ز	ز	ز	ز
ز	ز	ز	ز	ز	ز	ز
ز	ز	ز	ز	ز	ز	ز

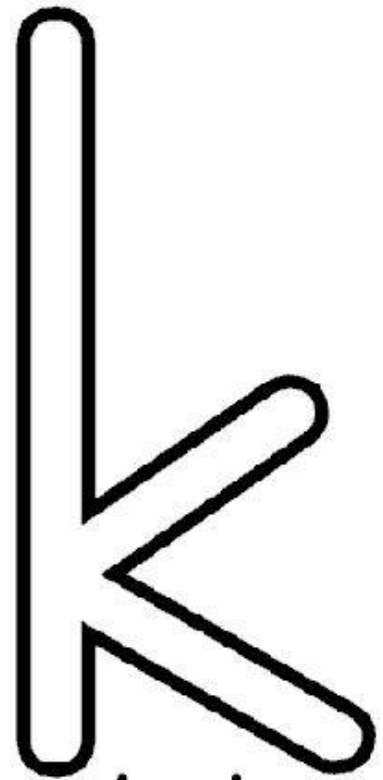
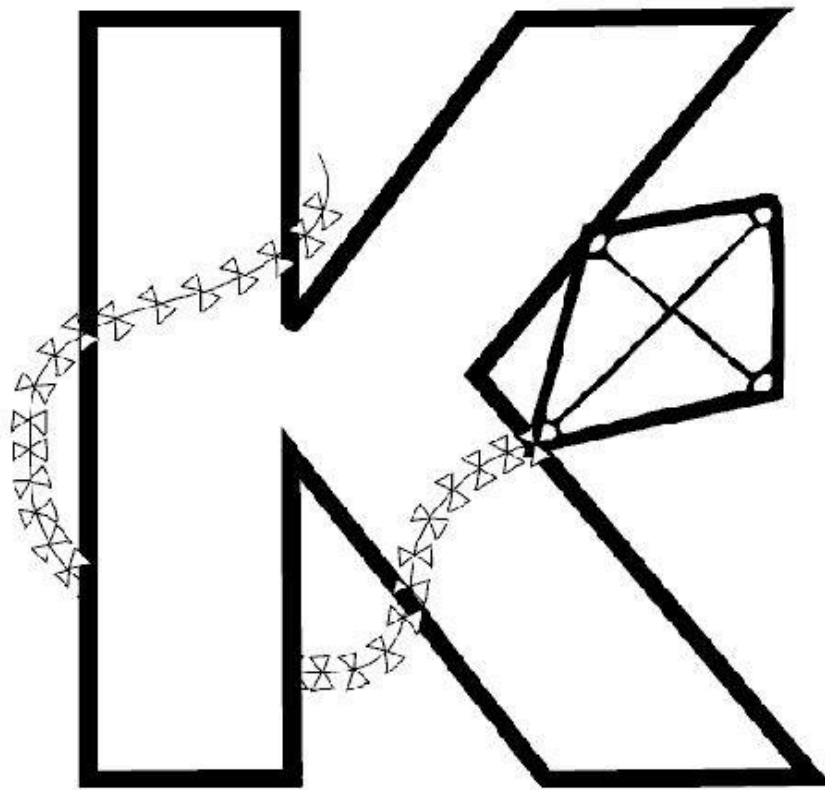
● أشكال مقاطع حرف ز



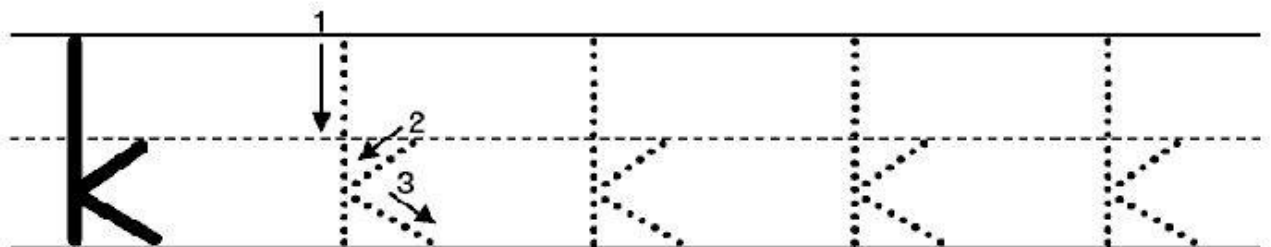
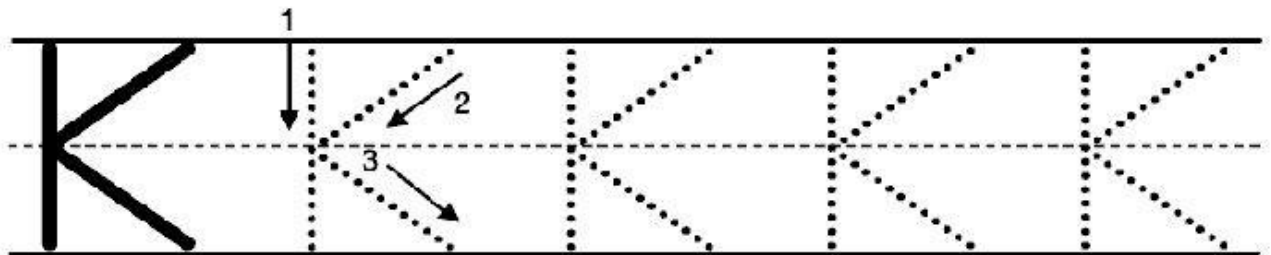
● أكتب ثم أقرأ :

_____	_____	_____	زا
_____	_____	_____	زو
_____	_____	_____	زي


Name _____ Date _____




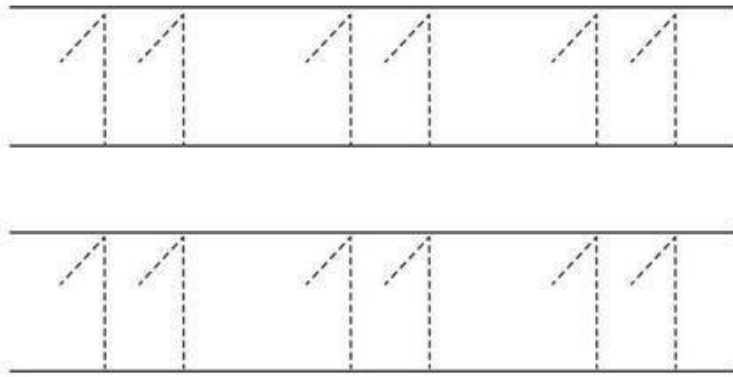
kite



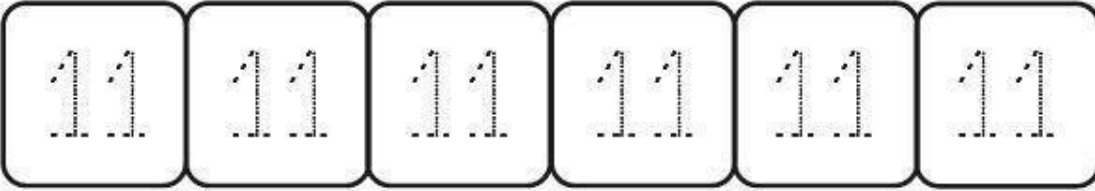

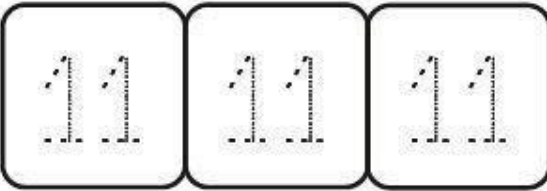

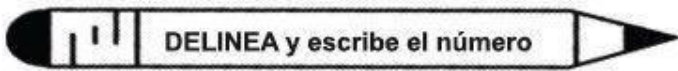
DOT NUMBER 11



ELEVEN

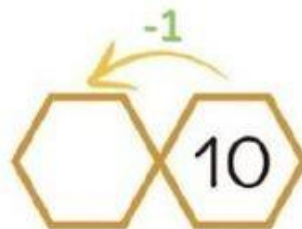
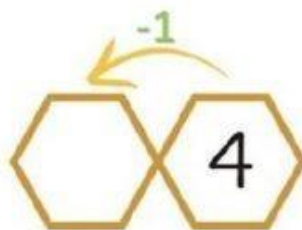


EL NÚMERO 11




تسلسل الأعداد

أكملوا العدد السابق





اكتب اجزاء النبتة :



رتب أجزاء النبات



4



3



2



1


المعلمة: رهام عبدالمنعم



..... الاسم:


لون حرف الجيم

ج







لون الفواكه :




لون الخضروات :




10



11




12



التاريخ:

الاسم:

لون حرف ج والصور



جمل



جزرة

ضع دائرة حول حرف ج

ش ن ج

ط ج ث


س ث ق

د ن ج


ل أ و

ج ي ج

اكتب حرف ج



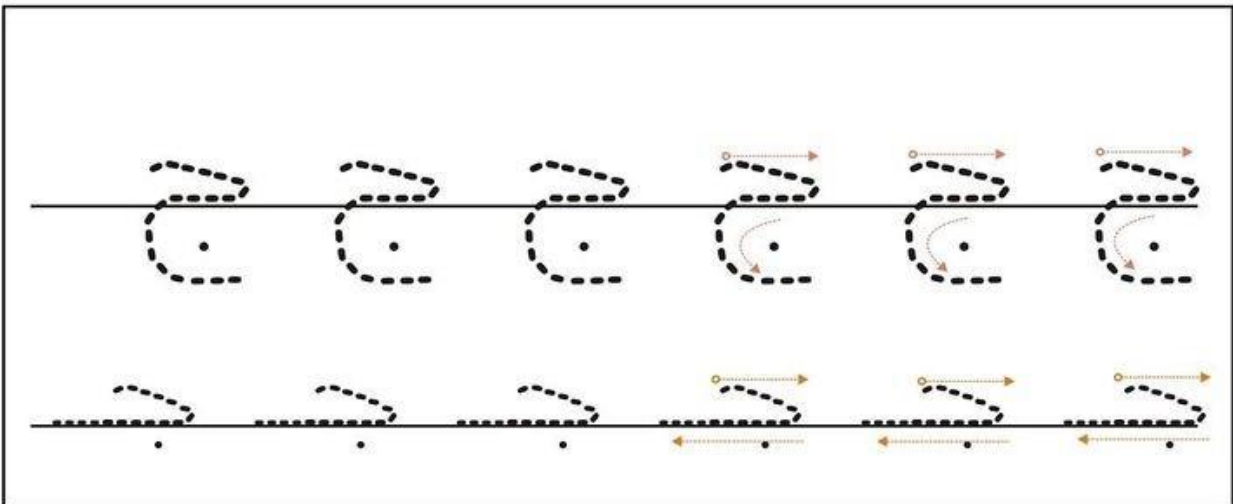
الاسم



ج

جمل

ج



ضع دائرة ○ حول الفاكهة



تفاح



فلفل



توت



فراولة



بصل




عنب



موز

Name: _____

J j



J

Handwriting practice lines for uppercase 'J'. The first line shows the letter 'J' on a set of three lines (top, middle dashed, bottom). Below are two more sets of three lines for practice.

j

Handwriting practice lines for lowercase 'j'. The first line shows the letter 'j' on a set of three lines (top, middle dashed, bottom). Below are two more sets of three lines for practice.

12

12 12 12 12 12

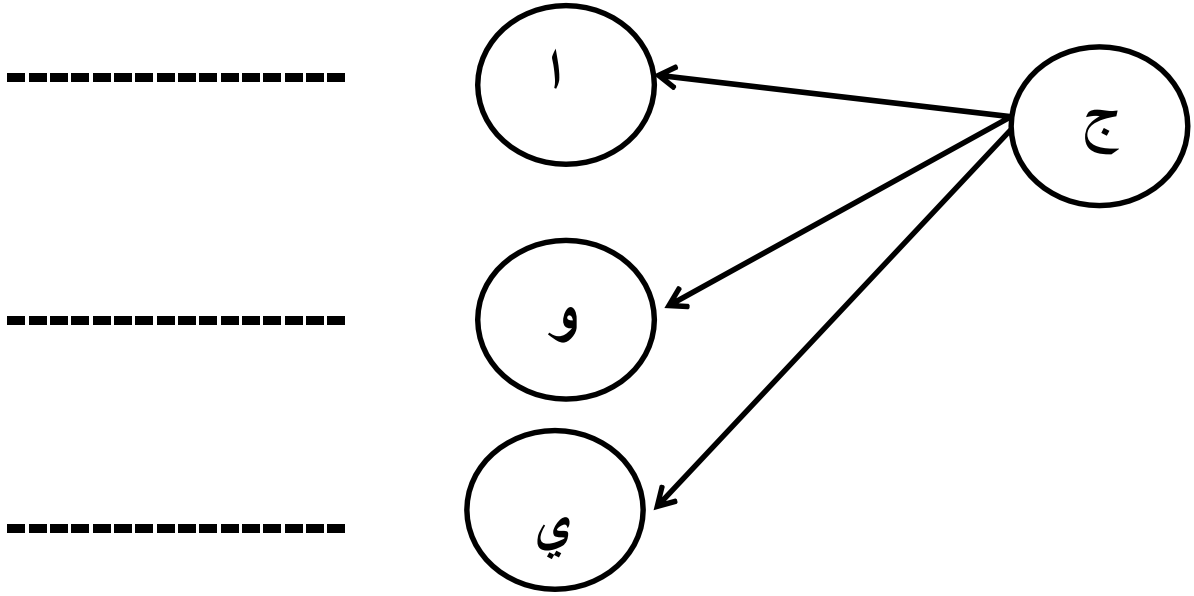
12 12 12 12 12

12 12 12 12 12

12 12 12 12 12

Büşra teacher

● أشكال مقاطع حرف ج



● أكتب ثم أقرأ :

جا

جو

جي



ثَعْبَان

Thu'ban

www.aljazeera.com

Name:

Color and learn English letters

R

r



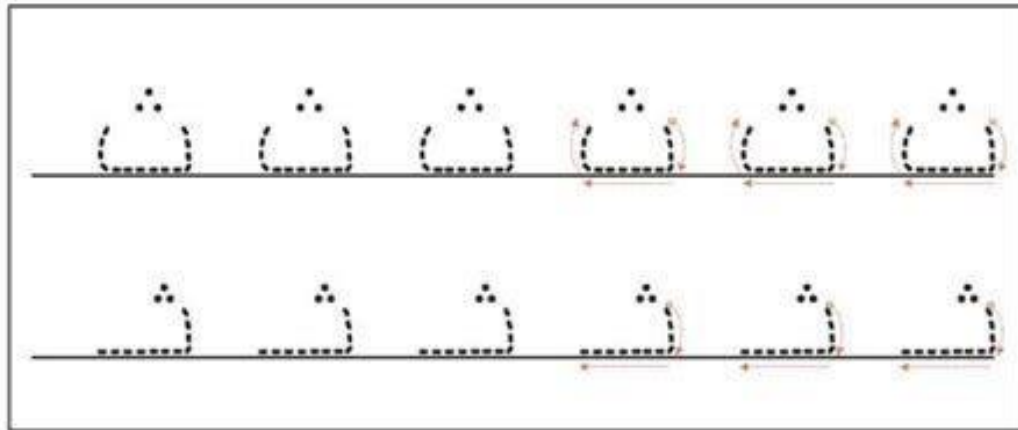
Rabbit

الاسم

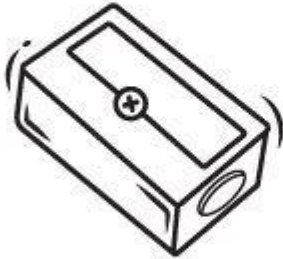
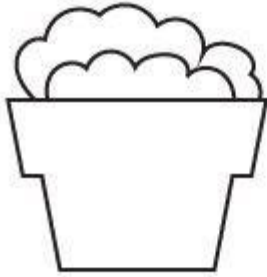

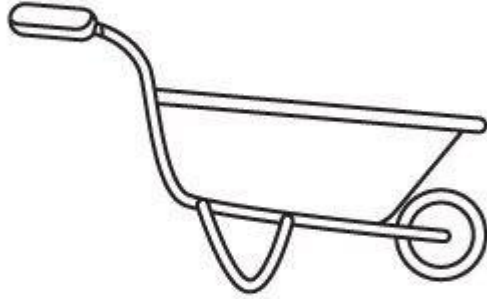


ثوب

ث



لون فقط أدوات الزراعة



مزارع



بالعربي
Belaraby Apps

www.belarabyapps.com

Name: _____

Rr



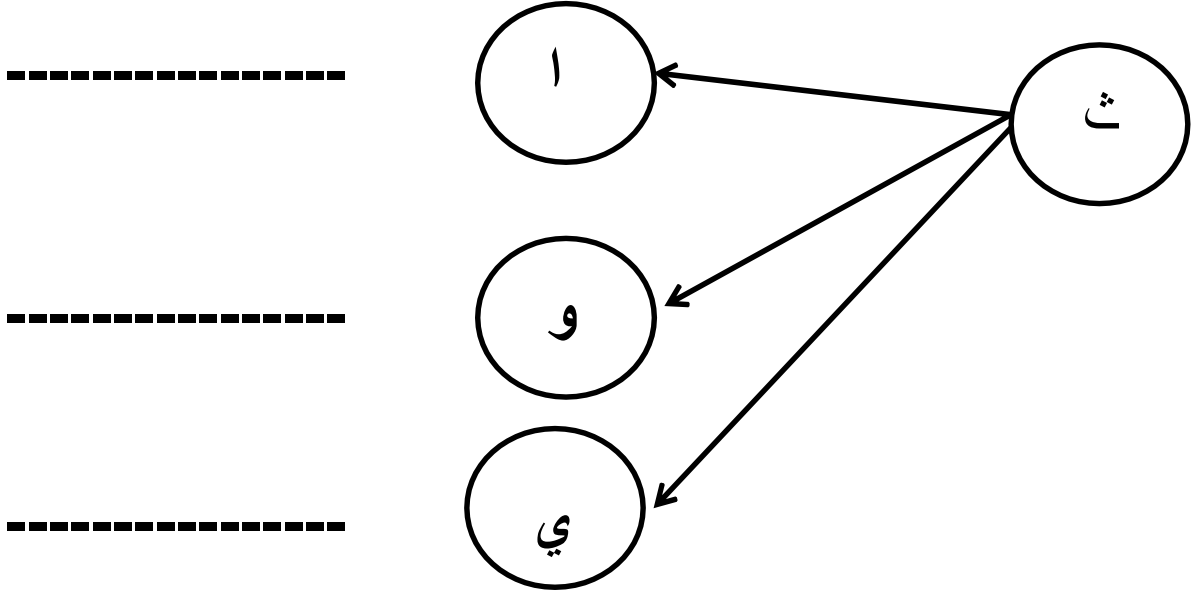
R

Handwriting practice lines for uppercase 'R'. The section contains three sets of horizontal lines, each consisting of a solid top line, a dashed middle line, and a solid bottom line.

r

Handwriting practice lines for lowercase 'r'. The section contains three sets of horizontal lines, each consisting of a solid top line, a dashed middle line, and a solid bottom line.

● أشكال مقاطع حرف ث



● أكتب ثم أقرأ :

ثا

ثو

ثي
